

Portfolio objective

The fund invests, directly or indirectly in the following investment categories; eurozone government bonds fund(s) managed by the fund manager (by participating in the MM Core Eurozone Government Bond Index Fund) and global credits (by participating in the Aegon Global Multi Manager Credit Fund).

Performance

Past performance does not predict future returns.

Annualized performance

	1MO	3MO	YTD	1YR	3YR	5YR	SI
Return Annualized (Net)	0.13	1.11	0.13	3.45	-	-	4.13
Benchmark Annualized	0.17	1.14	0.17	3.22	-	-	3.51

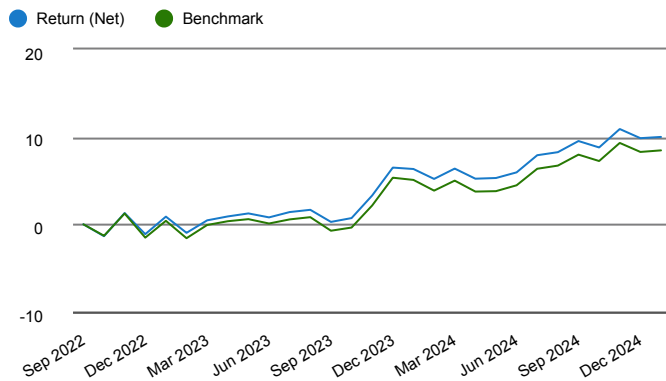
Discrete annual performance

The table below shows performance over rolling discrete 12-month periods.

	2025	2024	2023	2022	2021
Return (Net)	3.45	5.40	-	-	-
Benchmark	3.22	4.66	-	-	-

	2020	2019	2018	2017	2016
Return (Net)	-	-	-	-	-
Benchmark	-	-	-	-	-

Cumulative five-year performance



The cumulative performance is based on total return data excluding management, service and entry or exit fees.

Key facts

Investment vehicle	MM Funds
Fund Launch	22 September 2022
Share Class Launch	22 September 2022
Benchmark	Bloomberg MSCI Euro Corporate Select Sustainable ESG Index (62%), ICE BAML Core Eurozone Government Bond Index (Customized) (38%)
SFDR Classification	8
Base Currency	EUR
Fund Size	319,885,687
NAV	110
Fund Structure	FGR
Investment Manager	Aegon Investment Management B.V.
Sedol	
ISIN	NL0015000VJ6
Dividend Strategy	No dividend distribution
Valuation Point	17:00 CET

Costs

Service Fee	-
Subscription Fee	0.12%
Redemption Fee	0.12%
Ongoing Charges Fee	0.24%

The service fee is inversely scaled related to the fund size. The maximum applicable service fee is presented. Aegon Asset Management applies partial ADL (Anti-Dilution Levy) which implies that the NAV of a fund is adjusted with the exit or entry fee only if the net cash flow exceeds a pre-determined limit. The cost of investing will impact your investment. The return will be reduced by the fees and expenses that may be incurred in managing the investment. Fees may have a compounding effect. The ongoing charge figure is based on the actual expenses incurred in 2023.

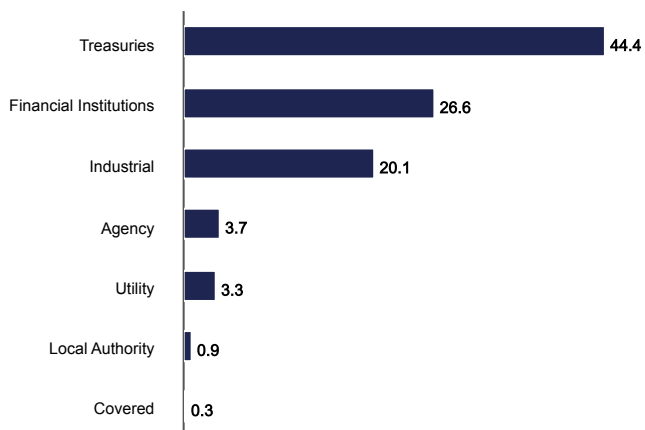
Statistics

	1YR	3YR	5YR	SI
Tracking Error Active (Net)	0.16	-	-	0.29
Information Ratio (Net)	1.43	-	-	2.10

Risk and reward profile

1	2	3	4	5	6	7
Lower risk / potentially lower rewards			Higher risk / potentially higher rewards			

Sector allocation (%)



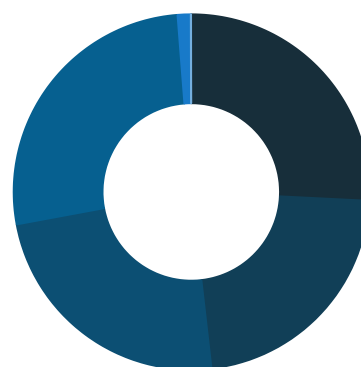
Top 10 issuers (%)

Issuer	Portfolio (%)
GERMANY (FEDERAL REPUBLIC OF)	19.4
FRANCE (REPUBLIC OF)	13.2
NETHERLANDS (KINGDOM OF)	5.3
BELGIUM KINGDOM OF (GOVERNMENT)	2.5
AUSTRIA (REPUBLIC OF)	2.0
FINLAND (REPUBLIC OF)	1.3
BANQUE FEDERATIVE DU CREDIT MUTUEL SA	1.1
JPMORGAN CHASE & CO	0.9
ING GROEP NV	0.9
CREDIT AGRICOLE SA	0.8

Currency exposure (%)

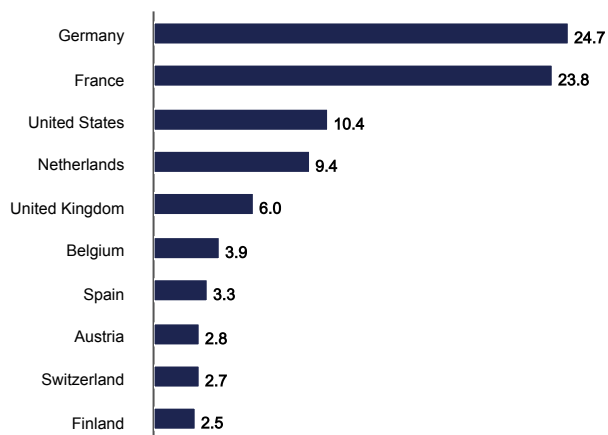
Currency	Portfolio pre-hedge (%)	Portfolio post-hedge (%)
EUR	100.0	100.0

Ratings allocation



AAA (25.8%)
 AA (22.4%)
 A (23.9%)
 BBB (26.7%)
 BB (1.2%)
 CCC & Below (0.0%)

Country allocation (%)



Disclosures

This information is composed with great care. Although we always strive to ensure accuracy, completeness and correctness of the information, imperfections due to human errors may occur, as a result of which presented data and calculations may differ. Additions in this report can have (optical) rounding differences up to one position after or before the decimal notation.

No rights may be derived from the provided data and calculations.

The value of the Fund is (among others) subordinated to the developments on financial markets and, if applicable, other markets. (Institutional funds only): Only professional investors within the meaning of the Dutch Financial Supervision Act ("Wft") can participate in the Fund. AIM BV is the management company of the fund and is registered as such with the Netherlands Authority for the Financial Markets. More information can be found in the prospectus, which is on www.aegonam.com.